

Table of Contents

Motion

Depth

Landscape Perspective

Bannack

Macro

Final Thoughts


Motion



These are some of the earliest photos I took. Still lacking in camera experience, I relied on the magic of editing to make my photos look better. Despite this, I felt I was fairly creative and resourceful in how I implemented motion blur and freeze frames. I even got some of my roommates involved for some of these photos.



On the left, you can see photo of my roommate's dog, Loki. Working with dogs was fun and challenging. I have a lot of photos of Loki, but the one in on the left is one of my favorites.



Depth



This assignment was fun, but unfortunately, there wasn't a whole lot of sunlight that week. I had to find a way to make due. My goal was to take photos where you couldn't tell how ugly the sky was. I focused on things on the ground, or in doors.


One of the oddest things I found was a laundry pod just lying on the sidewalk. Originally, I was on my way to take a photo of the Temple, but on my way there, I just saw the pod sitting there in my path. The Temple was shrouded in fog, and I really couldn't pass up the opportunity to photograph such an oddity. I especially like the traces of snow flakes, lightly dusted through the crack in the sidewalk.



Landscape Perspectives



This was my favorite assignment. I found it to be therapeutic. It was just me, the camera and equipment, and this tree, in a quiet park. When I first started this assignment, I only had the location in mind. When I got there, I noticed this white tree that stood out from the rest. Taking a liking to it, I started looking at it from as many angles as possible. There were so many interesting angles, great textures I found a lot more perspectives than I thought I would. I even used this same tree for the cover of this book.




Bannack



This is where I really started to understand what I was doing with a camera. I began understand how shutter speed effected the image, how to properly use white balance and all of the other features of the camera in order to take some of my favorite pictures in this collection. We also had some great models to work with, which gave me experience in photographing people, where up to this point, I had only been taking photos of objects. Here, I have a small collection of some of my favorite photos from this event. While I put a good amount of them in here, there are so many more that won't make it into this album.





Bannack Cont.



Bannack Cont.



Macros



Final Thoughts

Over the course of this Photography class, I learned a lot about cameras. Before this class, I had never even touched a professional-grade camera before in my entire life. Now, I am not only able to navigate the vast array of options and settings on these cameras, but I can also take some pretty decent photos with them now.

I find photography to be a relaxing pass time, but I also gained a deeper appreciation for professionals who can take amazing photos. I understand how difficult it can be to take really nice photos as well as the time and care that goes into getting them just right. From my personal experience, I struggled to even take a photo that wasn't pitch-black in the beginning, and it took me a few hours just to figure out how to just an okay photo on my own.

On top of using cameras, I also learned so much about PhotoShop. I always found photoshop to be a bit of a beast, but thanks to all the time I spent with tutorials and hands-on experience editing pictures, I find it much easier to work with now, and I can utilize this amazing tool with much more confidence. Since I plan on going into graphic design, this will be an invaluable skill in the future.

